



# Laced Edge Settings (CLR)

These raw brass cups ideal for use with flat back stones, particularly irregular sizes where laced edge allows for some flexibility.


## Round:



## Oval: (CLO)



## Square:



Note: CB = Closed Back, FB = Flat Back, OB = Open Back, RV = Rivet Back.